

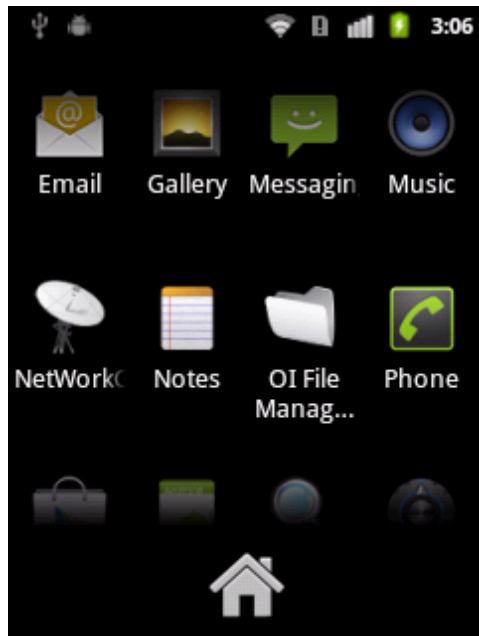
Software Department Document

NetworkGps UserManual

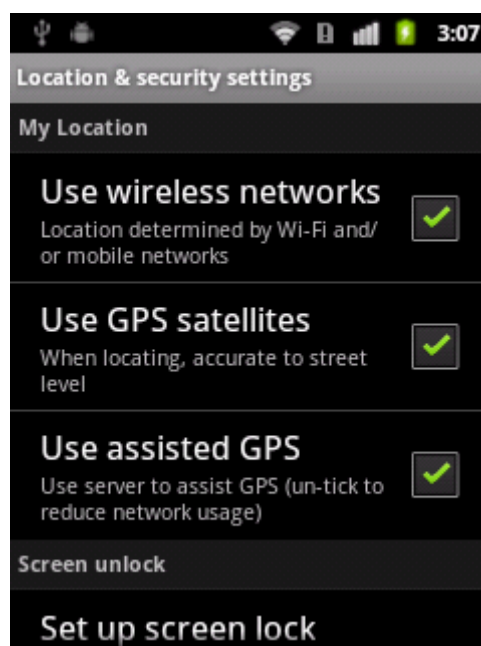
Diao Xianhua

4/16/2013

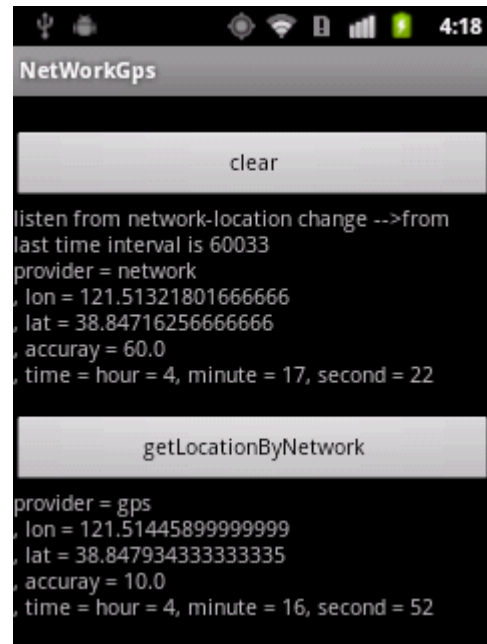
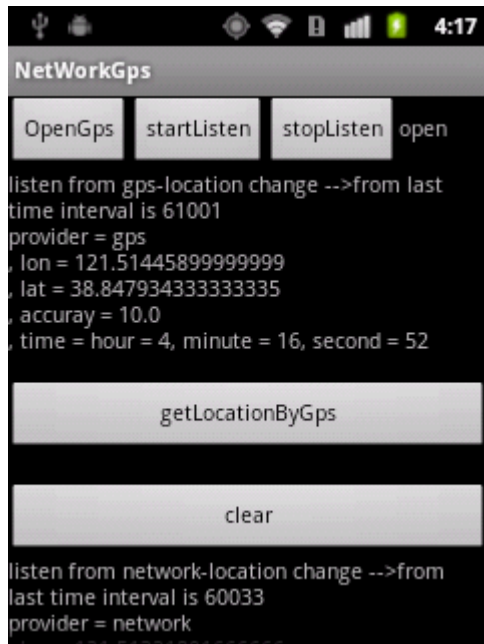
1. Open manue and click “NetWorkGps” to enter demo, as pictures:



2. First click “OpenGps” to enter “My Location”, check the “Use wereless networks” then you can get your position in the “Location” above “getLocationByNetwork”. And check the “Use GPS staellites” “Use assisted GPS”, get position info in the “Location” above “getLocationByGps”. See as picture:



- Click “startListen” to turn it to “open”, you’ll get the locations. As you click “getLocationByNetwork” or “getLocationByGps”, it will display the corresponding position information on the screen below “getLocationByNetwork” .



- Click “ clear” to clean up all position info on the screen. And click “stopListen” to turn it to “close” to stop get location info.