



21.5 Flat design PCAP Fanless touch pc (I5-6360U), FHD panel with resolution 1920\*1080, full viewing angle, 10 points, 4GB RAM, 64GB SSD, built-in WIFI

<b>Category:</b>	Industrial Panel PC Computers
<b>Manufacturer:</b>	CCETouch
<b>Supported OS:</b>	Windows 7/8.1/10   Linux
<b>Installed OS:</b>	-----
<b>Screen size:</b>	21.5"
<b>Resolution:</b>	1920x1080
<b>Aspect ratio:</b>	-----
<b>Brightness:</b>	350 cd/m2
<b>Touchscreen:</b>	capacitive
<b>CPU Support:</b>	Intel Core i5 (2x 2.0GHz)
<b>Installed CPU:</b>	Intel Core i5 (2x 2.0GHz)
<b>Graphic Card:</b>	Intel HD Graphics
<b>Storage (HDD) Support:</b>	SSD
<b>Installed Storage (HDD):</b>	<b>128 GB SSD</b>
<b>Memory Support:</b>	DDR3L SO-DIMM (max. 8GB)
<b>Installed Memory:</b>	<b>4GB</b>
<b>IP Norm:</b>	IP65
<b>IP Level (front panel):</b>	IP65

<b>IP Level (back panel):</b>	-----
<b>Temp:</b>	0°C ~ 60°C
<b>Storage Temp:</b>	-20°C ~ 85°C
<b>Humidity:</b>	0%~ 95%
<b>Anti-shock:</b>	-----
<b>Anti-vibration:</b>	-----
<b>Barcode reader:</b>	-----
<b>RFID scanner (reader):</b>	-----
<b>Others:</b>	Color Black
<b>LAN:</b>	Intel® 211AT Gigabit Ethernet
<b>Wireless LAN card:</b>	802.11 a/b/g/n
<b>3G:</b>	No
<b>Bluetooth:</b>	No
<b>GPS:</b>	-----
<b>Ports - rear panel:</b>	DC-IN VGA 2x USB 2.0 2x USB 3.0 2x LAN 2x HDMI Audio Mic 3x RS232 RS485
<b>Ports - front panel:</b>	-----
<b>Ports - left panel:</b>	-----
<b>Ports - right panel:</b>	-----
<b>Expansion:</b>	-----
<b>Power:</b>	12V DC-in
<b>Power Consumption:</b>	-----
<b>Watch Dog Timer:</b>	-----
<b>Mounting VESA:</b>	Yes
<b>Folding Bracket (for office type working):</b>	-----
<b>Chipset:</b>	Intel Core
<b>CD/DVD Drive:</b>	-----
<b>Audio:</b>	-----
<b>TV Tuner:</b>	-----

<b>Backlight MTBF:</b>	LED
<b>Contrast Ratio:</b>	1000:1
<b>Dual display:</b>	Yes
<b>Viewing Angle:</b>	Full
<b>Touch Life(contacts):</b>	-----
<b>Surface hardness (display):</b>	-----
<b>Color Resolution:</b>	-----
<b>Housing material:</b>	Aluminium
<b>Dimensions:</b>	523.58 x 315.08 x 61.10 mm
<b>Fanless:</b>	Yes
<b>Weight:</b>	8 kg

**1 299,28 €**  
net price: 1 056,33 €

## CCETouch 21.5



## SPECIFICATION AND PARAMETERS

## DISPLAY AND TOUCH

## RESISTANCE AND PROTECTION

## COMMUNICATION AND CONNECTORS

## APPLICATION

## AVAILABLE VERSIONS AND ACCESSORIES

Industrial PC panels are integrated devices consisting of a PC computer and a touch monitor. Due to their design, they can work even under severe conditions prevailing in industrial environments, such as high humidity, high dustiness, contact with water or very low or high temperatures. These panels are characterized by high efficiency and stability of operation in all conditions.



### Passive cooling

Use of passive cooling in the PC panel ensures silent operating and slows down deposition of dust.



### Data storage

Large capacity of hard drive allows storing important user data without need of discarding some of it due to lack of space.



### Efficient

The dual-core Intel Core i5 processor supported by 8 GB of RAM improves the device's performance.



### Bright Screen

The display with 350 cd/ m<sup>2</sup> brightness makes the picture much more vivid and better readable when used outside in the sun.



### Wireless network



## Capacitive screen

The panel can be connected to nearby wireless networks by equipping it with an optional Wi-Fi module.

The capacitive screen allows precise handling and gentle on-screen movement.

## Specifications and parameters

Performance	
Processor	Intel Core i5 (2x 2.0GHz)
Graphics card	Intel HD Graphics
Operating system	Windows 7/8/10/CE   Linux
RAM	8 GB DDR3L
Drive	HDD: 1 TB
Display	
Screen	21.5" (1920x1080)
Touch screen	capacitive
Brightness	350cd/m <sup>2</sup>
Screen ratio	16:9
View angle	Full
Touch screen lifetime	>50.000.000
Interfaces	
Communication	LAN: Intel® 211AT Gigabit Ethernet WiFi: 802.11a/b/g/n

Interfaces	
Connectors	2x USB 2.0   2x USB 3.0   3x COM (RS232) 1x COM (RS485)   2x Gigabit LAN 1x VGA   1x HDMI 1x Audio   1x Mic   2x Spk (2W) DC-12V
Other	
Dimensions	523.58 x 315.08 x 61.10 mm
IP Norm	IP 65 on front panel
Casing material	Aluminum alloy

\* Optional equipment, available only in specific versions of the device.



The dust-proof industrial PC panel uses an efficient and energy-saving Intel Core i5 processor. In its interior there are two cooperating cores enabling more efficient processing of many tasks at the same time. Shared cache memory in which a multi-level hierarchy is used is dynamically allocated to each processor core depending on the load. This reduces the average access time to the main memory. Improved graphics card technology allows you to enjoy movies at full resolution and HD quality.



More photos in full resolution available in the "Gallery" tab.

## Display and touch

Amplified, waterproof industrial computer CCETouch has a water-resistant and scratch-proof 21.5" LED screen 1920x1080 resolution offers good image quality, and high brightness in the 350 cd/m<sup>2</sup> range gives better color saturation and contrast and allows significantly improved visibility even in the case of incident The display of the resistive type provides the user with a clear image and ease of use by touch.

## CAPACITIVE SCREEN

The capacitive screen consists of a glass coating that is covered with an insulator. Touching the surface of the touch pad with your finger causes a disturbance in the flow of electric current. This display provides very good visibility under industrial conditions. The panel can be operated with one finger or conductive material (special glove). This type of screen provides support for multi-touch technology, which is a clear convenience during work. This is due to the fact that a large number of electrodes allows accurate detection of many points of touch. You do not have to use a stronger pressure for capacitive screens, because you only need to lightly brush the screen with your finger to make the device react.



Resistance and protection

**QUALITY OF MATERIALS**

Panel PC has a high quality casing made from aluminum alloys. It is a very crucial component of cooling system thanks to openings allowing air flow inside casing, specially important in a passive system. Overall design concentrates on simplicity and functionality which are in high demand amongst professionals.



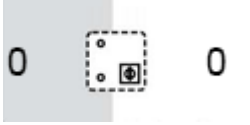




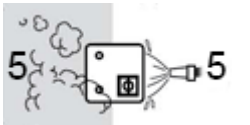

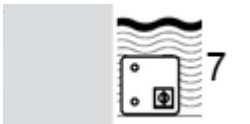
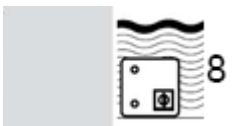
## DEVICE RESISTANCE

# IP65

IP65 norm is granted to devices which pass series of specialist tests exploring their durability for dust and water. IP norm consist of two digitals. First means the level of dust resistance, second to water.

Full specification of IP norms.

The first digit [x] Protection against solid objects	Protection Level	The second digits [y] Protection against liquids
--	---------------------	---

No special protection		No special protection
Protection from solid objects greater than 50mm in diameter		Protection from dripping water
Protection from object not greater than 12mm in diameter		Protection from vertically dripping water (tilted up to 15°)
Protection from object not greater than 2,5mm in diameter		Protection from sprayed water (tilted up to 60°)
Protection from object not greater than 1mm in diameter		Protection from splashed water
Complete protection against contact, Protection against dust deposit		Protection from water projected from a nozzle
Complete protection against contact, Protection from infiltration of dust		Protection against heavy seas, or powerful jets of water
		Protection against immersion
		Protection against complete, continuous submersion in water

## EXTREME TEMPERATURES

PanelPC CCETouch is adapted for continuous operation in both very low and high temperatures in the range from -10 ° C to 60 ° C. If the device is switched off, it can already handle temperatures between -20 ° C and 85 ° C. In addition, the durable PanelPC is perfect for rooms with increased humidity, ensuring proper functioning even in the case of 95% relative humidity.

<b>Work temp.</b>	0°C to 60°C
<b>Storage temp.</b>	-20°C to 85°C
<b>Humidity</b>	0% - 95%


## Communication and connectors

### WIRELESS WI-FI NETWORK

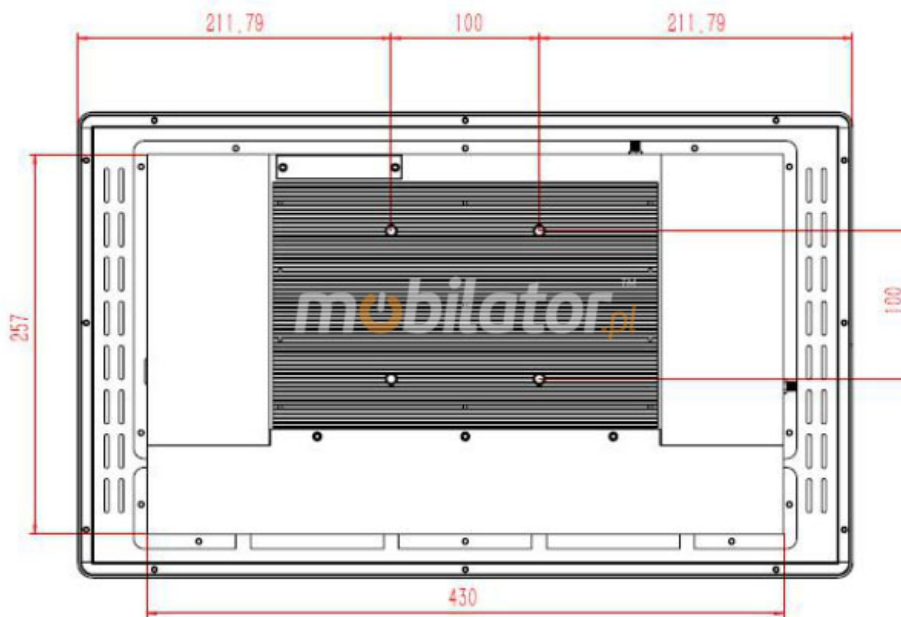
The dual-band Wi-Fi module provides quick access to the network wherever you can connect to secured or open Wi-Fi networks. This is a convenient solution for people who have a router at home or place of residence and a wireless network that can be used at no extra charge. The shockproof industrial panel CCETouch has been equipped with standards - 802.11n, which allows transfer of files at a dizzying speed of up to 150 Mb/s.

<b>Standards</b>	802.11a/b/g/n
<b>Frequencies</b>	2.4GHz   5GHz

### CONNECTORS AND INTERFACES



## DIMENSIONS



## Application



## TRADE AND SERVICES

PC Panel is widely used primarily in the commercial industry, for example for controlling the sales system, displaying product information on monitors or advertising on large screens. With the VESA holder in the housing there are many possibilities for its assembly, eg in stores (at the cash register) in factory halls, in a car delivering products, etc. It will certainly be used in all types of retail chains.

## WAREHOUSE AND MANAGEMENT

The industrial panel computer thanks to the RS232 & RS485 interface can be used to connect many devices in the warehouse and facilitate their control. And its rugged housing is ideally suited to the harsh conditions prevailing in such rooms. No dust or dirt will prevent him from working, he will work without complaints even in a large dusty and dirty environment.

## TRANSPORT AND MOTORIZATION

Panel computers can be used in transport by adapting it to work on 12V power supply. Then Panel PC can be used in passenger cars, buses, trams, taxis, trains and even in airplanes. Thanks to the integrated monitor, these panels perform very well in vehicles where mobility and the small size of the device are important.

### Available versions and accessories

Industrial Panel PC CCETouch is offered in several versions adapted to different needs. By clicking on the number of the hardware configuration you will be redirected to the product with the parameters given in the table below. In addition, it is possible to create a configuration that is currently unavailable on the customer's request.

	v.1	v.2	v.3	v.4
4 GB RAM	+	+	—	—
8 GB RAM	—	—	+	+
64 GB SSD	+	—	—	—
128 GB SSD	—	+	—	—
256 GB SSD	—	—	+	—
1 TB HDD	—	—	—	+