



Industrial Tablet i-Mobile IB-8 v.1.1

Category:	UMPC - Ruggedized
Operating System:	Yes (option) - Microsoft® Windows® Embedded 8 Standard / Windows® Embedded 8.1 Pro / Windows® Embedded 8.1 Industry Pro / Microsoft® Windows® Embedded 7 Standard / Windows® 7 Professional /
Operating System:	Yes (option) - Microsoft® Windows® Embedded 8 Standard / Windows® Embedded 8.1 Pro / Windows® Embedded 8.1 Industry Pro / Microsoft® Windows® Embedded 7 Standard / Windows® 7 Professional /
Display:	TFT LCD 8" (1024 x 768 XGA) LED Sunlight Readable
Brightness:	500 nits Sunlight Readable
Processor:	Intel® Atom Bay Trail-M Processor Quad Core N2930 1.86GHz
Memory:	4GB DDR3 (DDR3 SO-DIMM)
Hard Drive:	64GB mSata SSD
Touch screen:	Yes - capacitvieresisitve-capacitive (optional)
Durability:	MIL-STD 810G
Drop:	MIL-STD-810G Method 516.6 Procedure IV
Shock:	MIL-STD-810G

Vibration:	MIL-STD-810G-514.6 Procedure I Cat.24 (Non-operating)
Temperature:	Operating: -10° -- +50°C Storage: -20°C -- +70°C
Humidity:	0% ~ 95%
1D barcode scanner (reader):	-----
2D barcode scanner (reader):	-----
RFID scanner (reader):	-----
Other:	Stylus , Shoulder strap , Hand strap
Battery:	Internal Battery, one cell DC3.7V / 920mah External 3S2P , 6 Cell, DC 11.1V/6200mAh Support Hot-swap
Working time on battery:	480 minutes (8h)
Fast battery replacement ability:	Yes
HotSwap battery:	Yes
LAN:	Yes - 10/100 Ethernet Support POE (Power-Over-Ethernet applications up to 25.5W)
WLAN:	WLAN 802.11 b/g/n
Bluetooth:	Bluetooth 3.0
WAN:	-----
GPS:	-----
Camera:	-----
In/Out:	2 x USB 2.0 Type A1 x DC Power input (16V / 4A)1 x DB-9 RS232 Full function connector1 x Micro Secure Digital (SD)1 x 16 pin docking connector1 x 10/100 Ethernet , Support POE (Power-Over-Ethernet applicat
In/Out:	2 x USB 2.0 Type A1 x DC Power input (16V / 4A)1 x DB-9 RS232 Full function connector1 x Micro Secure Digital (SD)1 x 16 pin docking connector1 x 10/100 Ethernet , Support POE (Power-Over-Ethernet applicat
Optional accessories:	Docking station: 4 x USB, 1 x RS-232, 1 x VGA, 1 x RJ45, 1 x DC in, 1 x Earphone, 1 x Microphone, Battery charging bayVehicle & Wall mount: Standard VESA & DC in12V vehicle adapter12~36V vehicle adapterStylu

Optional accessories:	Docking station: 4 x USB, 1 x RS-232, 1 x VGA, 1 x RJ45, 1 x DC in, 1 x Earphone, 1 x Microphone, Battery charging bay Vehicle & Wall mount: Standard VESA & DC in 12V vehicle adapter 12~36V vehicle adapter Stylu
Docking station connector:	1 x 16 pin docking connector
VESA standard – holders and mounts support:	Yes
COM port:	Yes - RS232 (DB9 full function connector)
Magnetic card reader (MSR):	-----
Microchip card reader:	-----
Contrast:	1000:1
Graphics card:	Integrated 400Mhz
Chipset:	-----
BIOS:	Phoenix
Casing material:	-----
Flash Card Reader:	Yes - MicroSD
CD/DVD:	-----
Audio:	Built-in speaker and microphone
Keyboard:	No - Function keys
Additional Navigation Devices :	Yes - Function keys
Color:	Black
Swivel Hinge:	-----
VGA out:	-----
TV Out:	-----
TV Tuner:	-----
Security:	Yes - Fingerprint, TPM 1.2
Waterproof:	(IP65) IEC 60529 / AC2:2007
Sand and dust:	(IP65) IEC 60529 / AC2:2007
Size:	251 x 181 x 30 (mm) (9.8" x 7.1" x 1.1") - 1.3kg (2.8lbs) with batteries
Fanless casing:	Yes

Product from the Archive - production finished



**Rugged Mobile
Computing / IB-8**

Taiwanese company i-Mobile has an excellent reputation Achieved as a manufacturer of industrial mobile computers. Due to the high position of products in the segment of high-tech, have won many awards in tests Conducted around the world.

i-Mobile IB - 8 is unrivaled in the market, ultra-modern, armored tablet meets the very stringent industry standards. Very rich furnishings, combined with affordable prices make it the perfect solution where require high performance, flexibility and strength equipment.



Warranty

Devices i-Mobile's standard with 1 year warranty, OPTIONALLY you can change the warranty period for 2 years. Any minor repairs are Carried out on the site in Poland. Defects requiring intervention in the components end up in haste to the main website i-Mobile Technology in Taiwan.

The high performance processor

Intel® Celeron® N2930

(2M Cache, 4x1.83 GHz)

The Intel Celeron N2930 is a power-efficient quad-core SoC for entry-level notebooks. It is clocked at 1.83 - 2.16 GHz and part of the Bay Trail-M platform. Thanks to the specially optimized 22 nanometer low-power process (P1271) with tri-gate transistors, performance and energy efficiency have been significantly improved compared to previous Intel Atom CPUs. The N2930 supports Quick Sync as well as Wireless Display.

Super fast mSATA SSD drive

Use your mSATA SSD **64GB** (max - 256GB) on which you can install the system and frequently used applications. This approach leads to a super-fast operation of your computer. The speed of operations carried out applications installed on the mSATA drives can be increased **up to 50%**.

Advanced display technology



The display of the image corresponds to the 8-inch full touch screen (1024 x 768 XGA) LED-backlit display with Sunlight Readable Technology (500nit), which uses reflected light beam as a light sensor - the bigger the better backlight illumination sensor. The resulting display is bright and is **easy** to read even in direct sunlight encounters.



With the hot-swap there is a possibility to connect an additional battery quickly without shutting down the operating system. Additional optional battery extends the life of half a standard battery.

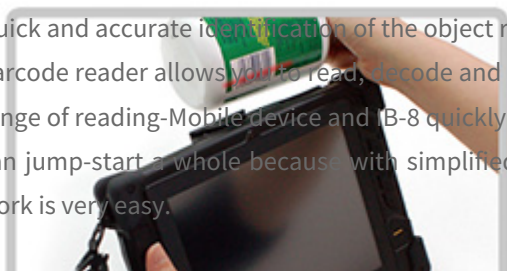
IB-8 is equipped with a tablet (optional) on 4G and 50-channel GPS armored performed. This small komputer is made of very durable materials. It is well protected against falls, shocks or vibrations. He also is harmless water (IP65) or Low Temperatures. Equipped with fast DDRII RAM expandable to 4GB and SSD.



[go top...](#)

Barcode Scanner

Quick and accurate identification of the object relieves the warehouseman and does not create a bottleneck in logistics processes. 2D barcode reader allows you to read, decode and send to your data stored in the bar code. With dynamic scanning capabilities and wide range of reading-Mobile device and IB-8 quickly and accurately retrieves the data, which helps to increase the rate and efficiency. You can jump-start a whole because with simplified installation procedure and intuitive, comfortable design to prepare the scanner to work is very easy.



Barcode Scanner 1D/2D (UART)	1D symbologies: EAN/UPC, GS1 Databar (limited expanded & omni-directional), RSS, Code39, Code 128, UCC/EAN 128, ISBN, ISBT, Interlaeved/Matrix/Industrial and Standard 2 of 5, Codabar, Code 93/93i, Code 11, MSI, Plessey, Telepen, postal codes (Australian Post, BPO, Canada Post, Dutch Post, Japan Post, PostNet, Sweden Post)
2D	Data Matrix, PDF417, Micro PDF 417, Codablock Maxicode, QR, Aztec GS1 composite codes
Scan Rate	2D mode: 56/images/auto adaptive
Scan Angle	38.9" (Horizontal) 25.4" (Vertical)
Optical Resolution	752 (H) x 480 (V) pixel, 256 gray levels
Contrast	down to 25%
Version	Standard range and high density

RFID



RFID

RFID technology has aroused great worldwide interest. It is expected to solve many of the problems with fast and faultless identification of people and equipment. Its development is more turbulent than gradually introduced barcodes. RFID technology is cheap, reliable and versatile. RFID (Radio-Frequency Identification) is a technology used to identify objects and flow control products. Reading the details of the special tags attached to the object (but not only, because RFID is also applicable to the identification of animals, and even humans) is by radio. Depending on the type of tag, it changes the amount of information which can hold as well as the maximum distance from which to read data. RFID tags are an alternative to barcodes - more comfortable and more efficient.

	LF	HF	UHF
Frequency	124 kHz, 125 kHz lub 135 kHz	13,56 Mhz	865-928 Mhz
Reading range	a few centimeters	0.5 meters	2-10 meters
RFID HF	13.56 MHz Mifare DESFire Reader / ISO 15693 Reader		
Reading Distance	30mm ~ 50mm depending on tag types		

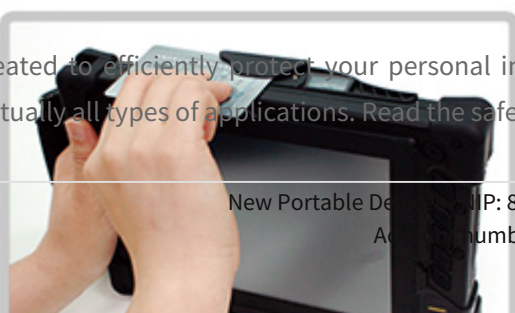
RFID UHF (860-960Mhz)

In the UHF (Ultra High Frequency) band, where RFID tags work according to the principles of the electromagnetic coupling, the most popular technology at the moment is the one based on the ISO 18000-6C protocol, best known as EPC Class 1 Gen 2 or for short Gen 2. The EPC Class 1 Gen 2 standard was proposed by the private organization EPCGlobal and then adopted in 2006 as the ISO 18000-6C standard by the International Standards Organization (ISO). The EPC Class 1 Gen 2 standard was created to address some issues of previous UHF RFID standards conceived for logistics applications (such as the ISO 18000-6a and the ISO 18000-6b). The new standard was developed specifically to track fluxes of goods between different companies and across all world regions with good read performance in environments with a high density of tags.

RFID UHF (Low Power)	RFID UHF (High Power)
UHF ISO180006C (EPC C1 GEN2) / ISO 180006B - (15cm)	UHF ISO180006C (EPC C1 GEN2) / ISO 180006B - (4m)

Magnetic Card Reader

Created to meet the safety criteria highest during reading. Architecture on which readers are created to efficiently protect your personal information encoded on the cards. High safety standards allow readers to use virtually all types of applications. Read the safety data confirms compliance with the ISO 7816 standard for encryption.



Tablet IB-8 is equipped with a magnetic card reader (MSR) for reading and encoding cards in accordance with ISO 7811. The robust plastic housing, easy integration with existing systems, fast read and write magnetic heads that make it the perfect choice.



Magnetic card reader writes to all 3 tracks magnetic, so you can use it for all major card types (such as credit, debit, staff and membership cards, loyalty card systems, etc.)

MSR	USB Interface
Formats	ISO 7811, AMMYA, oraz inne formaty F2F
Rate	7 to 150cm per second, bi-directional
Vitality	1,000,000 cycles minimum

Smart Card Reader

The smart card reader Enables the secure electronic transactions through the use of digital signatures and certificates to enhance secure transactions through public and private networks. With easy access to the smart card reader you can use it in many different ways, Regardless of Whether you use it for authentication, data retrieval and verification of Their correctness, or is it the use of embedded applications. Smart cards are typically used by the departments of information technology (IT) in large Organizations. The internal device for reading and writing smart cards is reliable and easy to use, and Provides That support for applications require high speed data from a smart card to the computer. The unit Complies with all major standards for use in companies, making it the perfect alternative to external devices That read and write smart cards.

Obsługa	ISO7816 microprocessor or memory card
Transfer	9600 to 115200 bps
Vitality	1,000,000 cycles minimum

Modules and Wireless Networks



[go top...](#)

WIFI	WLAN 802.11 b/g/n
Bluetooth	Bluetooth 3.0
4G	WCDMA/HSDPA/HSUPA/GSM/GPRS/CDMA 1xEV-DO/CDMA1X/EDGE/LTE
WCDMA R99	maximum data rate of 384 kbps
HSDPA	Downlink Category 8 (7.2 Mbps) or 10 (14.4 Mbps)
HSUPA	E-DCH data rates of up to 5.76 Mbps for 2 ms TTI (UE category 6) uplink
GSM R99	Supports CS SMS
GPRS	CS schemes - CS1, CS2, CS3 and CS4
CDMA 1xEV-DO	High-speed peak data rates of 3.1 Bmps on the downlink and 1.8 Mbps on the uplink
CDMA1X	Supports up to 153.6 kbps data throughput on both forward and reverse links
EDGE	Downlink coding schemes - CS 1-4, MCS 1-9
GPS	High performance positioning engine. Support 50 channels
	GPS L1 Frequency , C/A Code. SBAS: WAAS/EGNOS/MSAS

Fingerprint

Fingerprint security feature makes our Tablet Becomes even more personal, Allows you to secure the device fingerprint. This is possible through the use of a small fingerprint scanner. Solutions of this kind are very effective at securing devices containing important data and confidential and also allow for easy and quick log-in to the system. It is an ideal solution for business use, when you need to Effectively protect your data.



TPM (Trusted Platform Module)

A TPM is a **microchip** designed to provide basic security-related functions, primarily involving encryption keys. The TPM is usually installed on the motherboard of a computer or laptop, and communicates with the rest of the system using a hardware bus. Computers that incorporate a TPM can also create a **key** that has not only been wrapped, but also tied to certain platform measurements. This type of key can only be unwrapped when those platform measurements have the same values that they had when the key was created. This process is called "sealing" the key to the TPM. Decrypting it is called "unsealing".



Image not found of type unknown
umpc, tablet, rugged, semi rugged, full rugged, tablet przemysłowy, tablet wojskowy, komputery medyczne, UMPC,

Product of i-Mobile is directed to audiences Primarily as emergency services, **industry**, surveying, telecommunications, airlines, in
Which are Often in a humid environment.

Operating temperature: -10 ° C ~ 50 ° C

Operating Humidity: 0% ~ 95%

Image not found of type unknown
umpc, tablet, rugged, semi rugged, full rugged, tablet przemysłowy, tablet wojskowy, komputery medyczne, UMPC,

High Temperature: MIL-STD 810G Method 501.5

Image not found for type unknown
umpc, tablet, rugged, semi rugged, full rugged, tablet przemysłowy, tablet wojskowy, komputery medyczne, UMPC
This test procedure determines a computer's operating performance during exposure to high temperature conditions. The operation

Low Temperature: MIL-STD 810G Method 502.5

This test determines the performance of the computer during exposure to low temperature conditions. The operational test differs fr

Temperature Shock: MIL-STD 810G Method 503.5

Temperature shock tests determine if an item can withstand sudden changes in the temperature of the surrounding atmosphere wit

The two objectives of the temperature shock test are set to determine whether the test item can still a) be safely operated, and b) sat

Rain: MIL-STD 810G Method 506.5

Rain Resistance tests are performed to determine the resistance to rain and wind-driven rain.










Drop: MIL-STD 810G Method 516.6

Free fall drop tests (shock) are performed to ensure that equipment can withstand relatively infrequent, non-repetitive shocks or tra

Standards

Operating temperature	
Storage Temperature	
Relative Humidity	
Dust Protection	
Water Protection	
Vibration	
Drop Test	
Regulatory	

umpc, tablet, rugged, semi rugged, full rugged, tablet przemysłowy, tab

The first digit [x] Protection against solid objects	Protection Level	The second digits [y] Protection against liquids
No special protection	0  0	No special protection
Protection from solid objects greater than 50mm in diameter	1  1	Protection from dripping water
Protection from object not greater than 12mm in diameter	2  2	Protection from vertically dripping water (tilted up to 15°)
Protection from object not greater than 2,5mm in diameter	3  3	Protection from sprayed water (tilted up to 60°)
Protection from object not greater than 1mm in diameter	4  4	Protection from splashed water
Complete protection against contact, Protection against dust deposit	5  5	Protection from water projected from a nozzle
Complete protection against contact, Protection from infiltration of dust	6  6	Protection against heavy seas, or powerful jets of water
	 7	Protection against immersion
	 8	Protection against complete, continuous submersion in water

[go top...](#)

